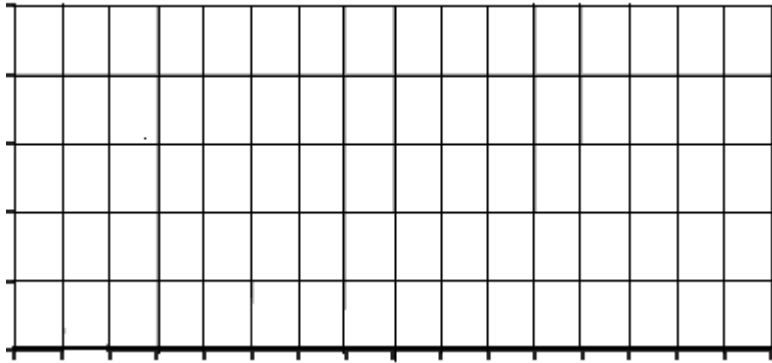


Creating a Box and Whisker Plot by hand Name \_\_\_\_\_

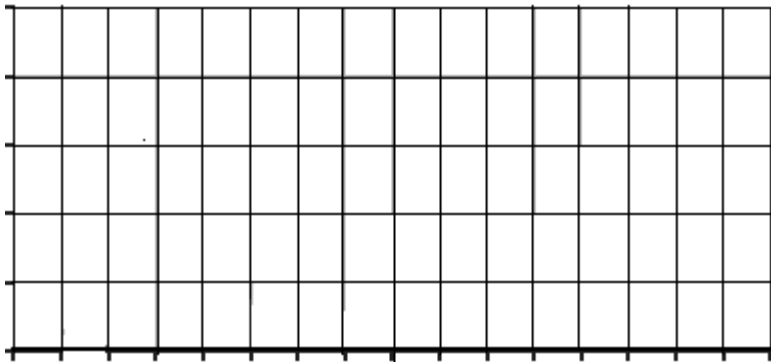
The following are the pulse rates of students in a Math 1 class of 20 students. Make a Box and Whisker Plot by Hand

66,90,78,75,63,84,71,75,81,78,81, 75,72,75,90,72,57,69,83,63



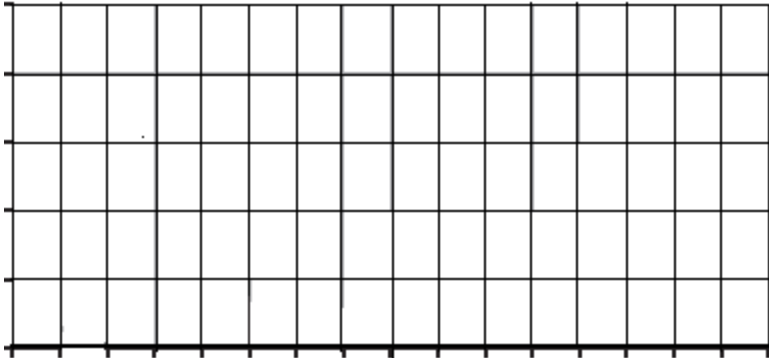
The following are the ACT scores of 22 students. Make a Box and Whisker Plot by Hand

9 19 22 23 23 24 24 24 25 25 26 26 26 26 27 27 27 27 28 28 28 28



The following are the number of pennies that 21 students stacked with their Dominant Hand. Make a Box and Whisker Plot by Hand

12 25 27 28 31 32 32 34 35 36 38 39 40 44 46 52 55 55 56 57 58



The following are the heights of 21 students. Make a Box and Whisker Plot by Hand

183 160 172 160 159 183 185 180 159 156 192 175 170 157 160 170 161 161  
161 167 168

